

VITINNITM

LED DESK LAMP

PLEASE READ AND KEEP THESE INSTRUCTIONS FOR FUTURE USE

SAP Code: JO02020102

Model Number: SL-589SW

For further assistance, other products and more, join us at:

Website: www.vitinni.co.uk

Instagram: [@vitinniuk](https://www.instagram.com/vitinniuk)

Facebook: www.facebook.com/vitinni

Thank you for choosing our Vitinni LED Desk Lamp. Please read this user manual carefully and keep it for future reference. If you need any assistance, please contact our customer service team on the details provided on the back page of this manual.

Items Supplied

Please check the list of supplied items which correspond to the numbered diagrams below:



Lamp



Adaptor



Instruction Manual

Please ensure that you have received all of the above items and check for any damages before use. If you find any damages, please contact our customer services department.

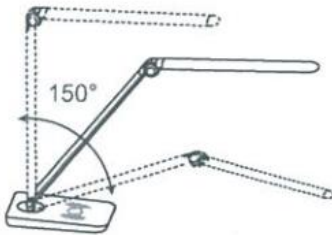
Please read the following instructions below carefully before using the lamp.

- Please do not cover the lamp with cloth or paper
- Please do not place any metal or inflammable objects within the lamp parts
- Please do not use the lamp where children can touch it
- Please do not repair, reform or break down the lamp
- Please do not use the lamp when wires are damaged (wires outside or disconnected)
- Please do not process, twist, damage the wire or make it blocked by heavy objects
- Please do not use the lamp in unstable circumstances or close to flammable materials to avoid fire or injury
- Please do not use the lamp in bathroom or other places with excessive moisture
- Please do not use the lamp where the voltage is unstable
- Please do not look at the LED directly in case of eye damage

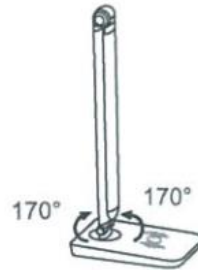
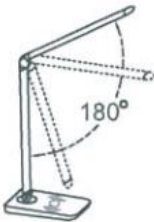
Specifications

Item	Specification
Light Source	LED
Rated Input	DC12V
Lamp Power	8W I- 1W
Wireless Charging Power	Max 10W
Lamp Material	ABS+6063AL
Dimensions	45*15*6.6cm
Lamp Net Weight	Around 1 kg
Function	Wireless Charging

Instructions for Use



(1)



(2)



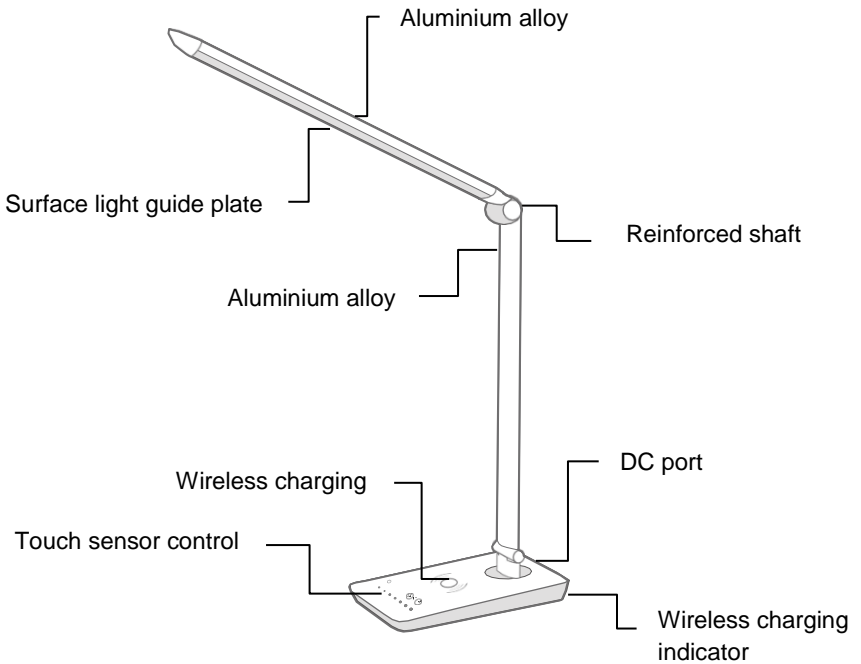
Note:

The turning/rotating of the lamp should only be undertaken within the marked angle as shown in the picture.

When the rotation angle reaches the limit, please do not turn/rotate the joint with additional force to avoid breaking the lamp.


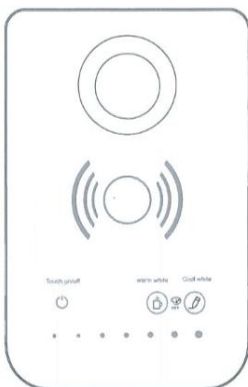
The lamp should be placed on an even and balanced surface to ensure stability.

Product Components



Light adjustment instructions

Use the 7 points along the touch sensor at the bottom of the unit to adjust the brightness of the desk light as shown in the below picture:



Indicator Light working status

Key:

Green Light = Wireless charging is working

Yellow Light = When fully charged

Red Light = Charging fault

Safety Instructions

- Only use the Desk Lamp with the supplied mains adaptor
- This appliance is for indoor use only
- The LEDs fitted in this desk lamp are not replaceable. When the LEDs reach the end of their service life the whole lamp should be replaced.
- **Caution:** Misuse of the desk lamp could cause injury – do not use the appliance for anything other than its intended use



For indoor use only

Cleaning & Maintenance

- Clean the product on a regular basis with a soft and clean cloth to remove any dust particles
- Do not use volatile, highly corrosive liquids (such as gas or thinners) to wipe the lamp in order to prevent damage or discoloration



- Please be sure to turn off the power before cleaning the products
- If a failure in the lamp occurs, turn off the power and contact the manufacturer

Guarantee

Our products are guaranteed for a period of 2 years from the date of purchase. Products that develop a fault within this period are covered by our warranty and we will replace defective parts, or where not available the whole product. The warranty does not apply to any defect in the goods arising from fair wear and tear, wilful damage, accident, negligence by you or any third party, use otherwise than as recommended by us, failure to follow our instructions, any alteration or repair carried out without our approval or has been the subject of commercial use. Your statutory rights remain unaffected, in particular any rights you have under the Consumer Rights Act 2015.

If you have a problem with your product within this warranty period please contact our customer services team.

In the event of changes to the specification of a product and we are not able to replace parts, we will replace the whole product within the 2 year guarantee period

For products that fall outside of the 2 year guarantee, we will endeavour to provide spare parts to purchase for as many of the replaceable parts as possible, but cannot foresee specification changes or upgrades to products or parts outside of the initial 2 year period.

If you would like further advice or information on your product, ensure you have the SAP code ready and please get in touch with us at Vitinni on the contact options below:


Phone: 0330 002 1202 (Mon – Fri 9am to 5pm)

Email: support@vitinni.co.uk

Address: Vitinni, Vale Mill (Rochdale) Ltd, Robinson Street, Rochdale, OL16 1TA

WEEE INFORMATION



The symbol  on this product or its packaging means that this product and its fan motors may not be treated as household waste. It should be handed to an appropriate collection point for the recycling of electrical and electronic equipment. Contact your local council or household waste disposal service for further information.

Do not dispose of electrical appliances as unsorted municipal waste, use separate collection facilities.